

# READY-MADE SHADE SAILS

+

KOOL SERIES



## KOOL SERIES MEDIUM DUTY

Kool Series shade sails are designed and fabricated to last, ensuring your return on investment is maximised.

The new improved 2015 design has simply taken the components and methodology of the Custom Series Webbing Edge style and scaled it down to medium weight materials such as 40mm stainless steel D-Rings instead of 50mm and 40mm webbing instead of 50mm. There is no compromise in the quality and the strength of these sails is still more than adequate for the standard set sizes we offer in this range. Designed and manufactured in New Zealand, these shade sails are perfect for the discerning DIY enthusiast.

### PTFE SEWING THREAD

Our PTFE sewing thread is guaranteed to last for the life of the fabric, and it maintains the strength of the seam even under the harshest outdoor conditions. It does not deteriorate, burst or break, despite years of exposure to weather and extreme temperatures.



- Designed for easy installation.
- High (90%) UV block and high shade factor.
- 10 year warranty.
- Complete shade sail package with instructions, ready to add hardware and install.

NEW  
IMPROVED  
DESIGN



COLOURS

Coastal Cream

Arctic White

Desert Sand

Sunshine Yellow

Ocean Blue

Deep Sea Navy

Lava Red

Canyon Tan

Meadow Green

Forest Green

Charcoal Grey

Alpine Silver

Carbon Black

Colours shown indicative only

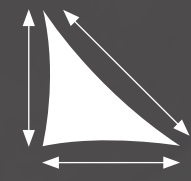
\*Warranty applies to the fabric used



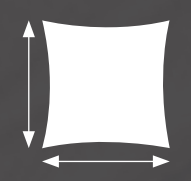
Find out more about kool series



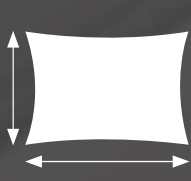
EQUILATERAL TRIANGLE - All sides are equal in length					
CODE	KS ET12	KS ET14	KS ET16	KS ET18	KS ET20
SIZE (M)	3.7 x 3.7 x 3.7	4.3 x 4.3 x 4.3	4.9 x 4.9 x 4.9	5.5 x 5.5 x 5.5	6.1 x 6.1 x 6.1
PRICE	\$310	\$346	\$390	\$435	\$484



RIGHT-ANGLE TRIANGLE - Right angled sides are equal in length					
CODE	KS RT10	KS RT15	KS RT20		
SIZE (M)	3.0 x 3.0 x 4.3	4.6 x 4.6 x 6.5	6.1 x 6.1 x 8.6		
PRICE	\$287	\$362	\$472		



SQUARE - All sides are equal in length					
CODE	KS SQ10	KS SQ12	KS SQ14	KS SQ16	KS SQ18
SIZE (M)	3.0 x 3.0	3.7 x 3.7	4.3 x 4.3	4.9 x 4.9	5.5 x 5.5
PRICE	\$355	\$410	\$472	\$543	\$574



RECTANGLE - Different width and length					
CODE	KS RE1012	KS RE1014	KS RE11214	KS RE1216	KS RE1218
SIZE (M)	3.0 x 3.7	3.0 x 4.3	3.7 x 4.3	3.7 x 4.9	3.7 x 5.5
PRICE	\$378	\$406	\$440	\$482	\$513

- NOTE 1: These measurements are taken from the shackle at each corner, they do not include tensioners or fixings. These measurements are the size of the shade sail before it is stretched out or tensioned. For best results we recommend that a turnbuckle tensioner is used at every corner of the shade sail.
- NOTE 2: Add hardware from separate price list.
- NOTE 3: All prices exclude GST and freight and are subject to change without notification.